

Approximate
Teaching
Time: 30 Minutes



Activity 6: Optional Expansion Activity: Making a Book!


Making books with children is always fun! If you would like each of your students to make their own copy of the book "**Corazón Rojo, Corazón Rojo**" you will need to prepare the following:

1. Copy one book per student. The words to the story are printed on the bottom of each page in English and in Spanish. Staple the books together before passing them out. The kids get to color the hearts on the pages of their book and draw two eyes and a smile. They can add other parts of the face if they like such as a nose, ears and hair and even a body to make the story come alive! (This would be a good time to review parts of the head which were taught in the Spanish In January lesson.) . Show the kids your copy of "Corazón Rojo, Corazón Rojo" as a guide. Important: Be sure to help them color the hearts in their book the correct colors based on the story.

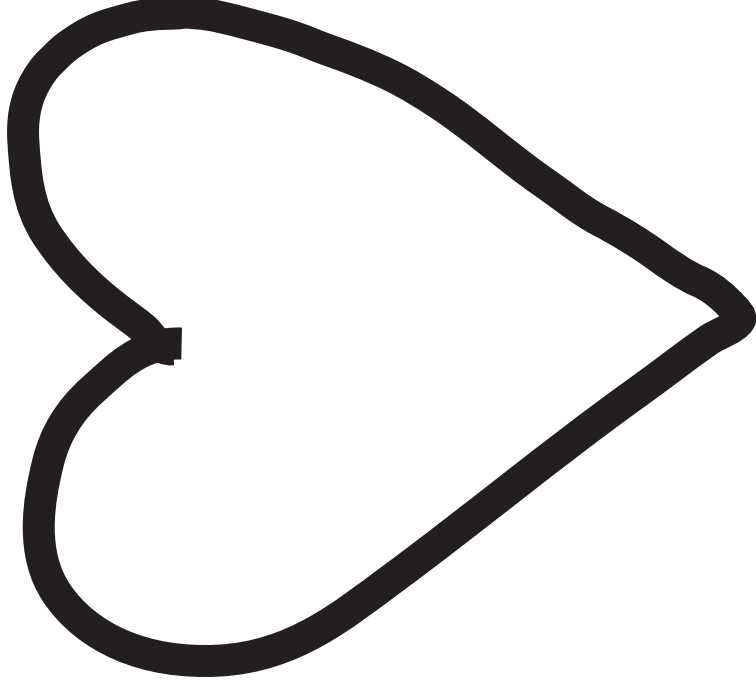
When they have finished coloring the hearts in their books, have them take turns "reading" their books aloud in class. This will prepare them to take their books home and be able to "read" them to their families. How cool that will be and their families will be so proud of them and amazed too!



Corazón Rojo,
Corazón Rojo



My Spanish Book
Illustrated by:




-Corazón rojo,
corazón rojo
¿qué ves ahí?

(Red heart,
red heart
what do you see?)

-Yo veo un corazón
anaranjado
mirandome a mí.

(I see an orange heart
looking at me.)



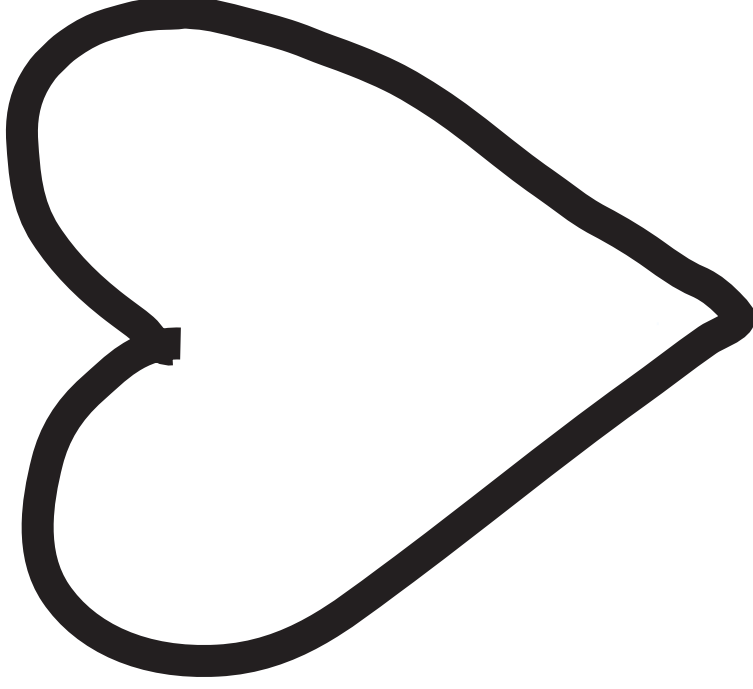
-Corazón anaranjado, (-Orange heart, orange heart
corazón anaranjado, what do you see?)
¿qué ves ahí?

(-A pink heart
that is smiling at me.)

-Un corazón rosado
que me está sonriendo.

©2021 Spanish In February www.oneilllanguage.com

2



-Corazón rosado,
corazón rosado
¿qué ves ahí?


(Pink heart,
pink heart
what do you see?)

-Un corazón amarillo
que me está sonriendo.

(A yellow heart
that is smiling at me.)

©2021 Spanish In February www.oneilllanguage.com

3

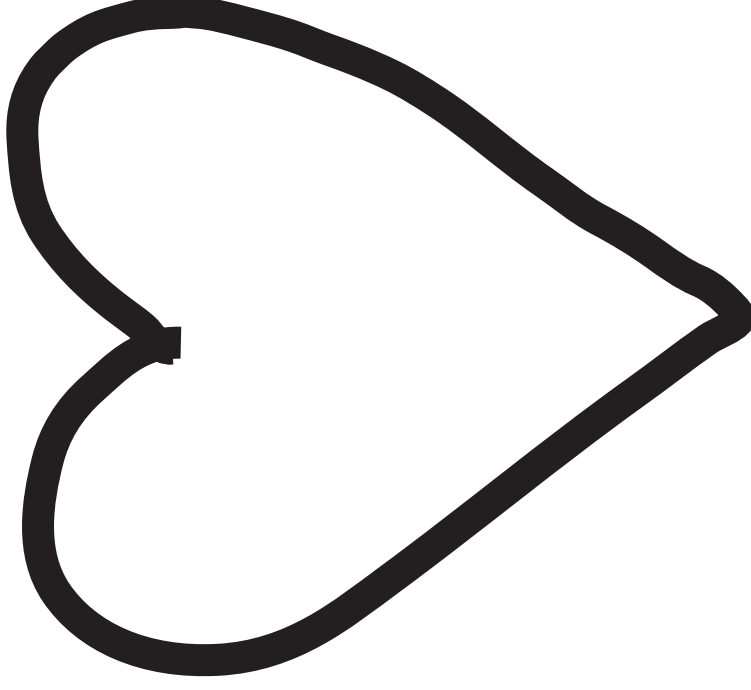


-Corazón amarillo,
corazón amarillo,
¿qué ves ahí?

(Yellow heart, yellow heart
what do you see?)

-Un corazón verde
que me está sonriendo.

(A green heart
that is smiling at me.)

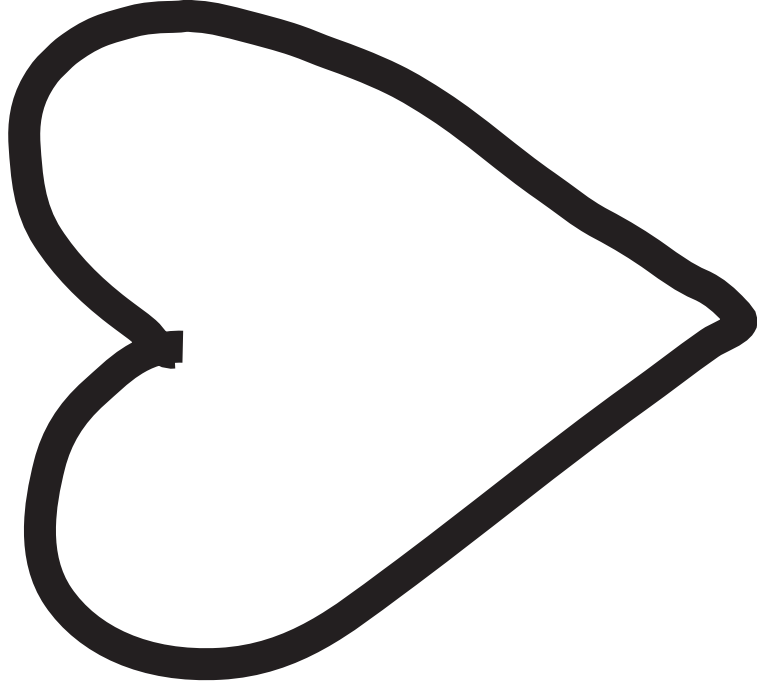


-Corazón verde,
corazón verde,
¿qué ves ahí?

(Green heart, green heart
what do you see?)

-Un corazón azul
que me está sonriendo.

(A blue heart
that is smiling at me.)

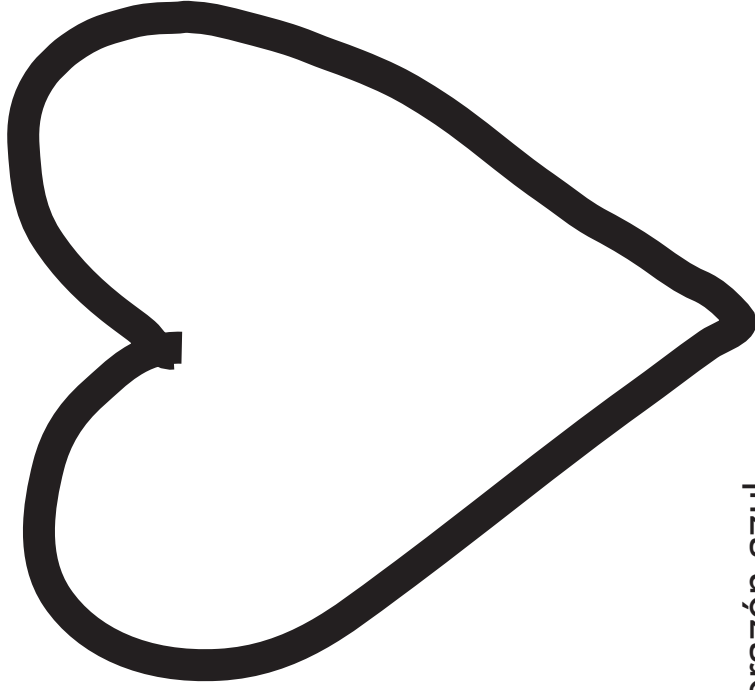


-Corazón morado,
corazón morado,
¿qué ves ahí?

(Purple heart, purple heart
what do you see?)

-Siete corazones
que me están sonriendo.

(Seven hearts
that are smiling at me.)




-Corazón azul,
corazón azul,
¿qué ves ahí?

(Blue heart, blue heart
what do you see?)


-Un corazón morado
que me está sonriendo.

(A purple heart
that is smiling at me.)


1
rojo



2
azul




3
rosado




4

amarillo




5

verde




6

azul



7

morado



8